



A new Approach to Potash Production

The “Belle Plaine” method vs. SMERP

This presentation contains certain forward-looking statements relating, but not limited, to Gensource Potash Corporation expectations, intentions, plans and beliefs. Forward-looking information can often be identified by forward looking words such as "anticipate", "believe", "expect", "goal", "plan", "intend", "estimate", "may" and "will" or similar words suggesting future outcomes or other expectations, beliefs, plans, objectives, assumptions, intentions or statements about future events or performance. Forward-looking information may include reserve and resource estimates, estimates of future production, costs of capital projects and timing of commencement of operations, and is based on current expectations that involve a number of business risks and uncertainties. Factors that could cause actual results to differ materially from any forward-looking statement include, but are not limited to, failure to establish estimated resources and reserves, the recovery of resources varying from estimates, capital and operating costs varying significantly from estimates, delays in obtaining or failures to obtain required governmental, environmental or other project approvals, inflation, changes in exchange rates, fluctuations in commodity prices, delays in the development of projects and other factors. Forward-looking statements are subject to risks, uncertainties and other factors that could cause actual results to differ materially from expected results.

Shareholders and prospective investors should be aware that these statements are subject to known and unknown risks, uncertainties and other factors that could cause actual results to differ materially from those suggested by the forward-looking statements. Shareholders are cautioned not to place undue reliance on forward-looking information. By its nature, forward-looking information involves numerous assumptions, inherent risks and uncertainties, both general and specific, that contribute to the possibility that the predictions, forecasts, projections and various future events will not occur. Gensource undertakes no obligation to update publicly or otherwise revise any forward-looking information whether as a result of new information, future events or other such factors which affect this information, except as required by law.

This caution is provided in accordance with the requirements of Parts 4A and 4B of National Instrument 51-102 *Continuous Disclosure Obligations*, respecting disclosure of forward looking information. 14

Additionally, this presentation contains confidential technical and Business information. By reading or viewing this presentation, you agree that the information contained herein is confidential and proprietary to Gensource Potash and that no redistribution, transmission or transfer of this information is permitted.

CONTENTS:

- History of Saskatchewan Solution Mining
- The “Belle Plaine” method
- Solution Mining for the 21st Century -
Selective Mining and Enhance Recovery

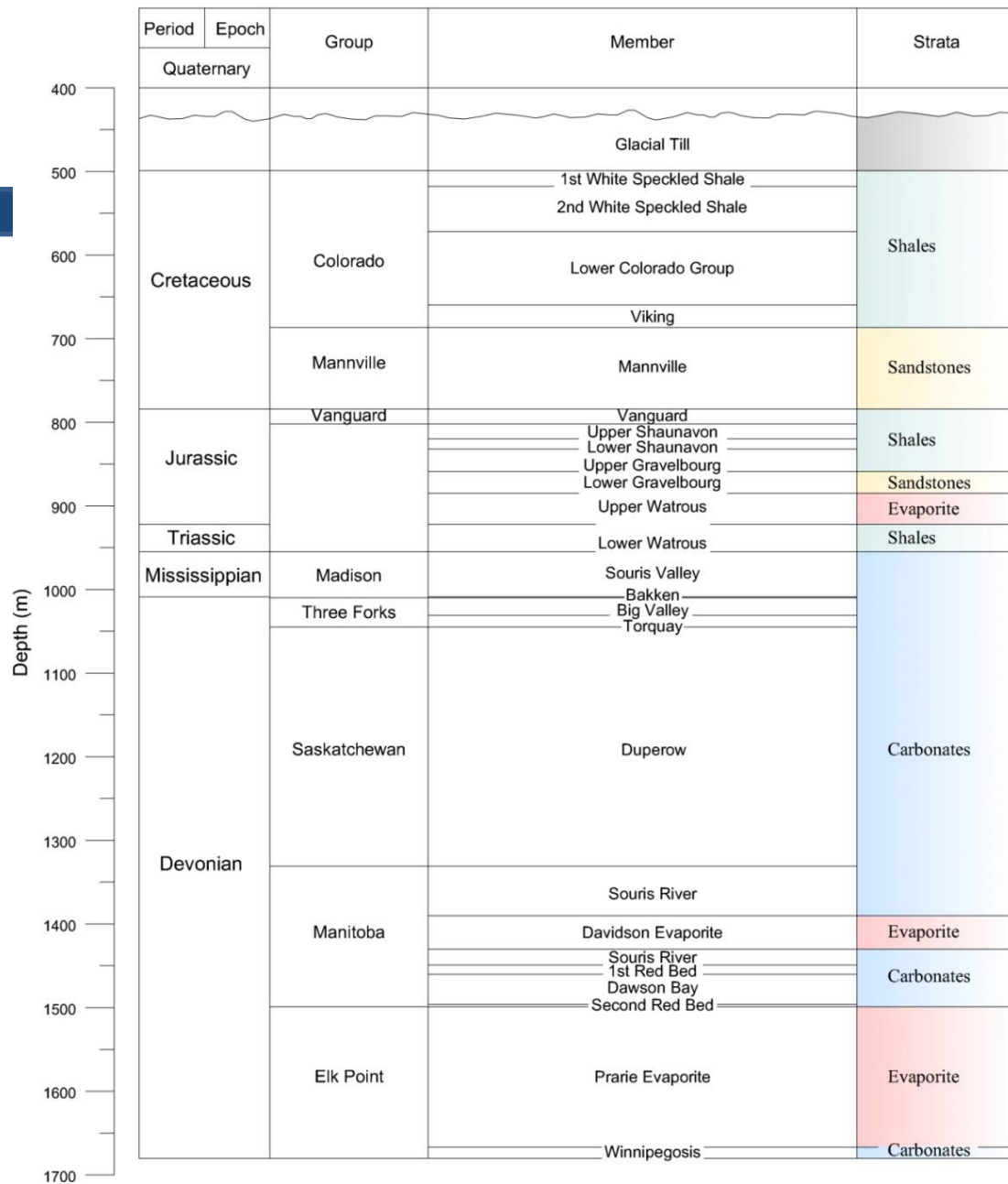
HISTORY

History of Solution Mining in SK

- Potash mining in SK started in the 1950's using conventional techniques (shafts, mechanical ore extraction utilizing men and equipment underground)
- Belle Plaine mine, owned by Pittsburgh Paint and Glass (PPG) was the first successful solution mine.
Startup 1964
 - Initial methods from Gulf Coast salt fracking failed.
 - “Dual Well Method” developed by Edmonds et. al. and patented in 1961.
- No other solution mine has been implemented.

The “Belle Plaine Method” – the Edmonds et. al method.

Generalized Stratigraphic Column of the Potash One South Area



Dual Well Solution Mining Method as Implemented at Belle Plaine, SK

FIG. 1

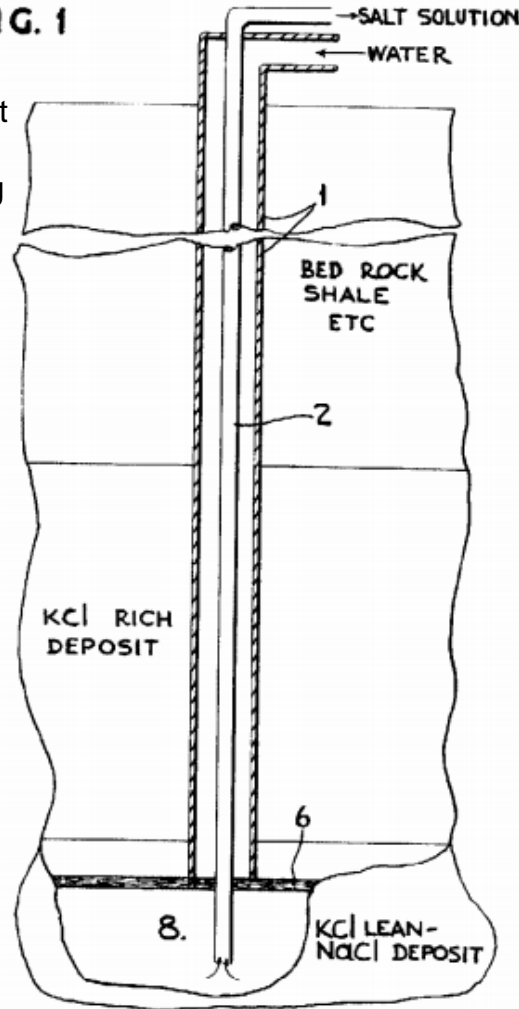
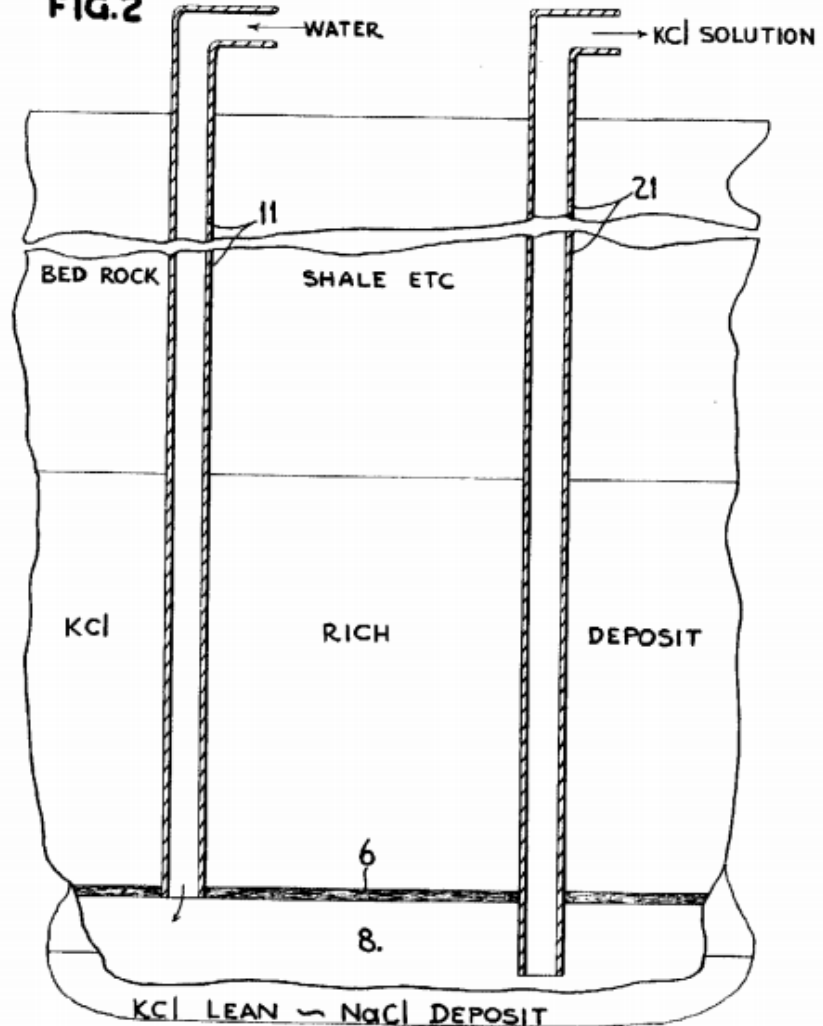


FIG. 2



July 9, 1963

B. P. EDMONDS ET AL

3,096,969

RECOVERY OF POTASSIUM CHLORIDE

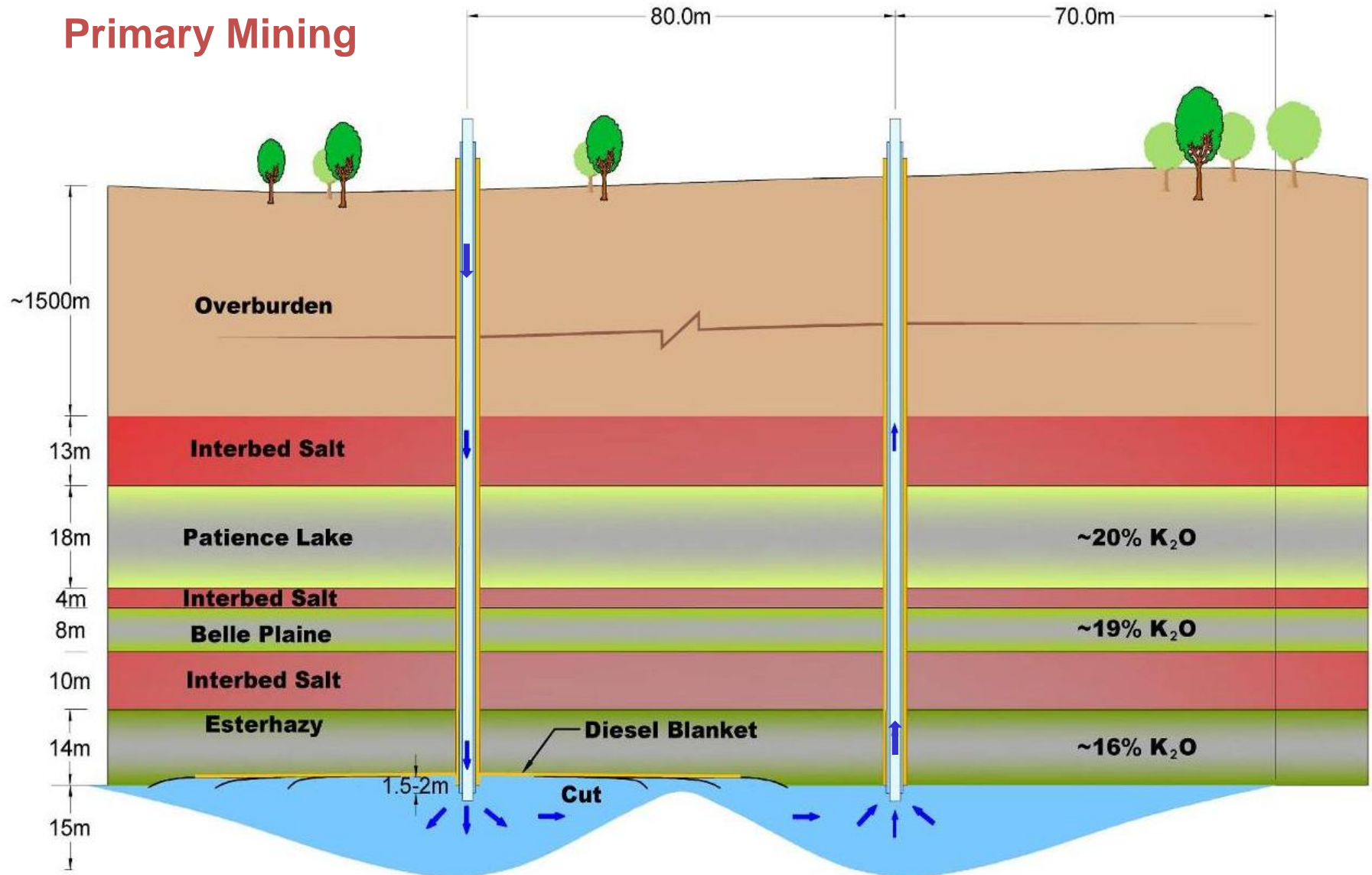
Filed May 26, 1961

Edmonds, Dahms, and Helvenston (Edmonds et al) filed the Belle Plaine dual well solution mining patent in 1961.

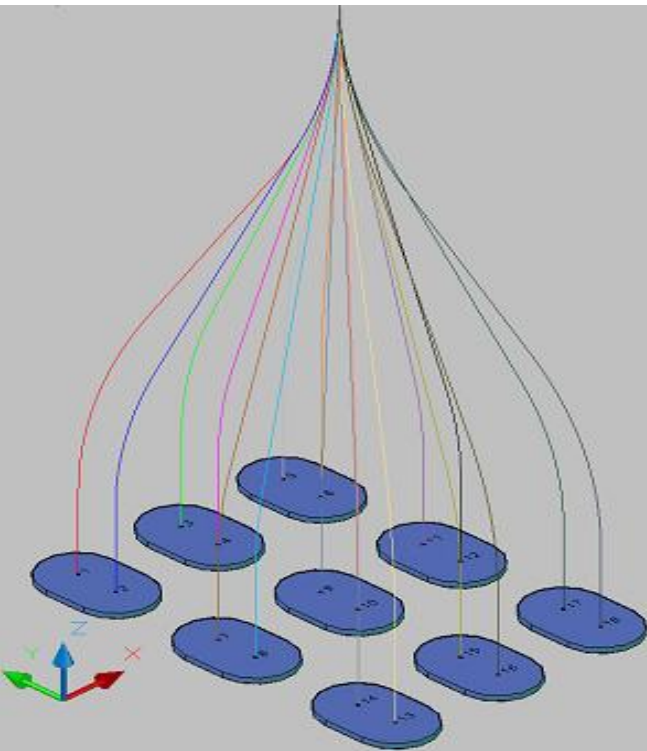
INVENTORS
BYRON P. EDMONDS
JAMES B. DAHMS
BY E. PHELPS HELVENSTON
ATTORNEY

Solution Mining – The Belle Plaine Method

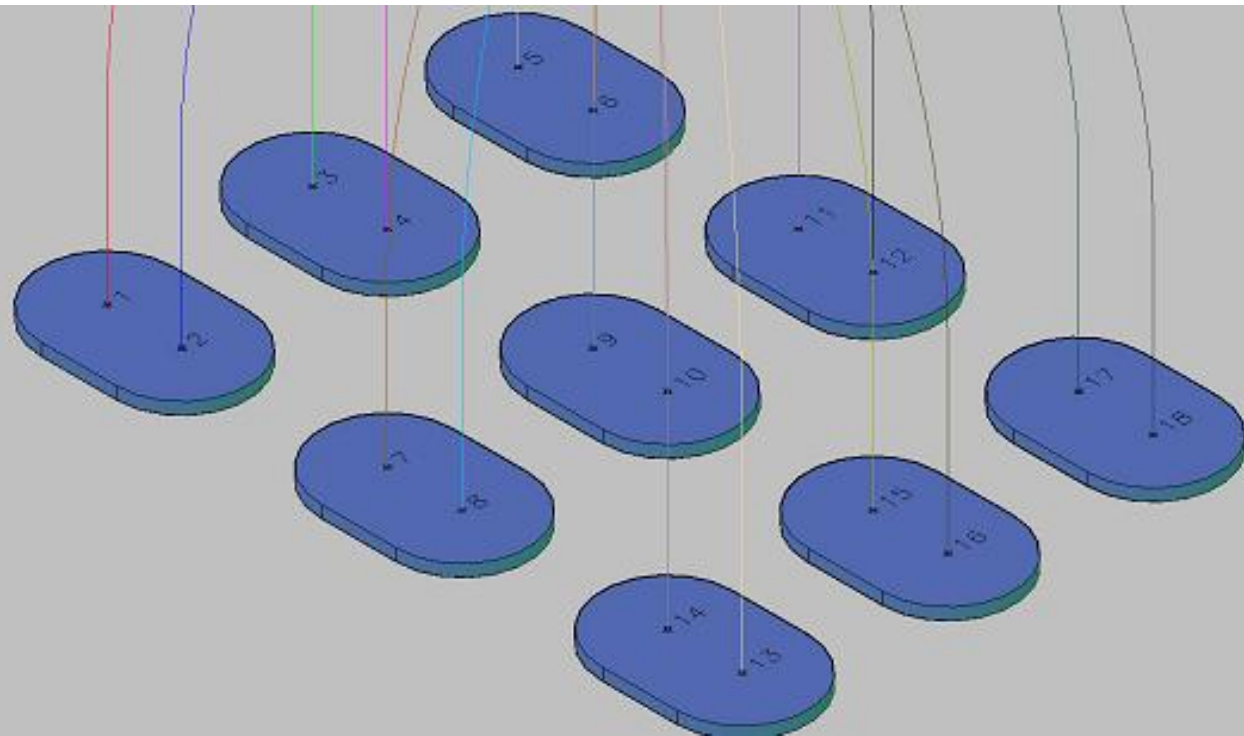
Primary Mining



Typical Solution Mining Cavern Arrangement



Using the Edmonds et al method, each Cavern requires two wells. Each well is about 1600m deep and is drilled similar to an oil or gas well. In this representation, 18 wells (9 Caverns) are shown being drilled from a single surface location. This is called pad drilling or a cavern cluster.

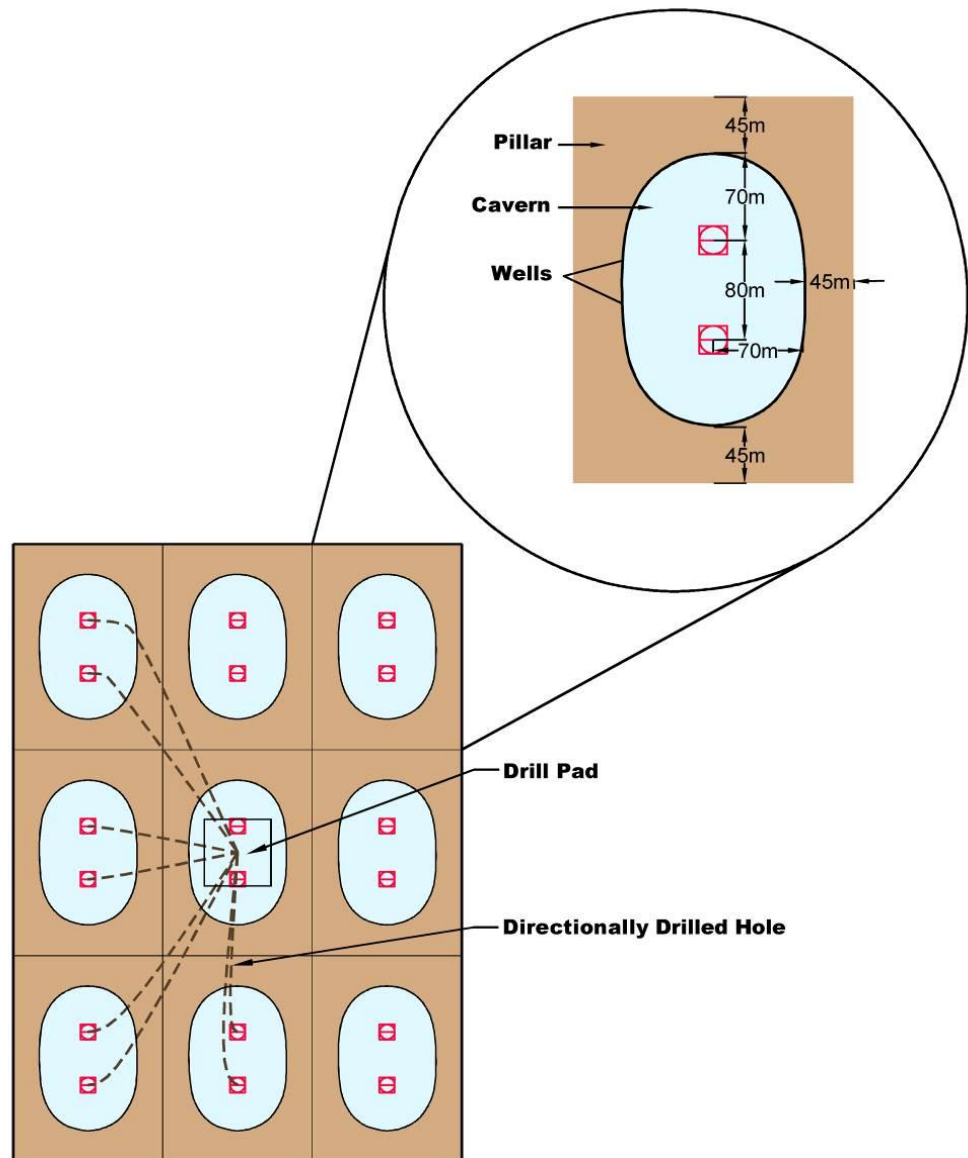


Each solution mining cavern is designed to operate as an independent mining area with each cavern producing about 50K primary tonnes and 12K Secondary tonnes of K60 product per year. Each cavern will produce for between 14 – 18 years.

Each Cavern will Produce about 160 Tonnes of KCl per day. Assuming 400 \$/Tonne K60 Product and an operating Cost of 220 \$/Tonne, each cavern generates a before tax profit of about 10 million dollars per year.

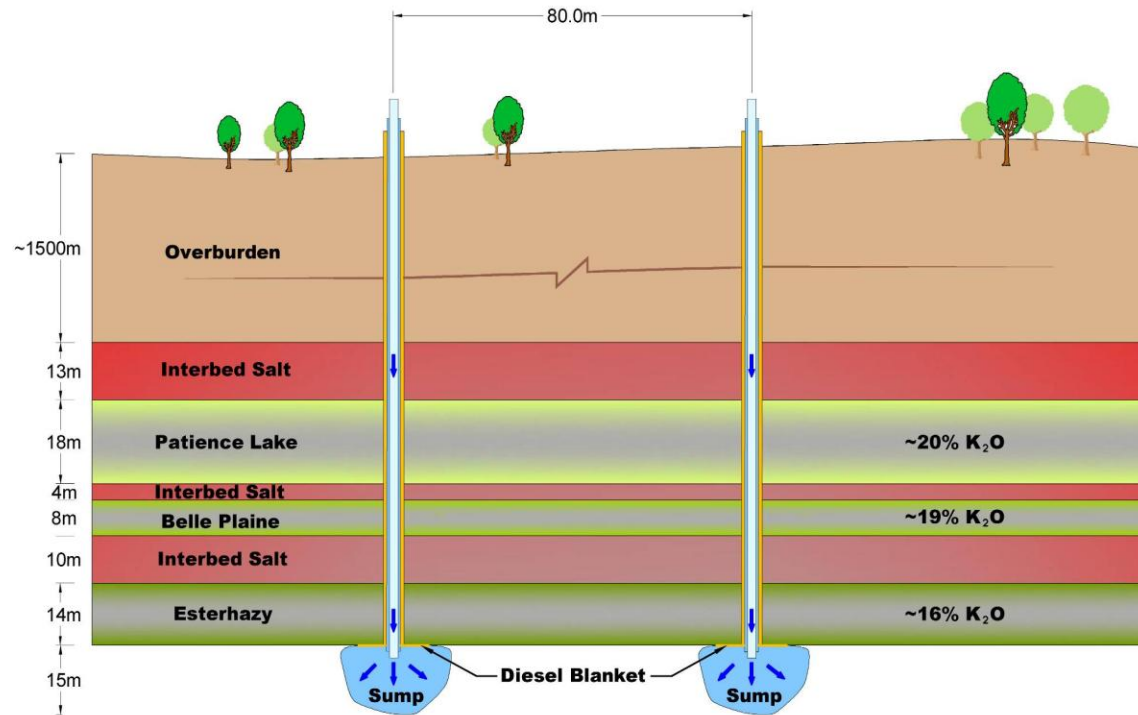
Typical Solution Mining Cavern Arrangement Plan View with Dimensions

Cavern Plan View



Sequence - 1

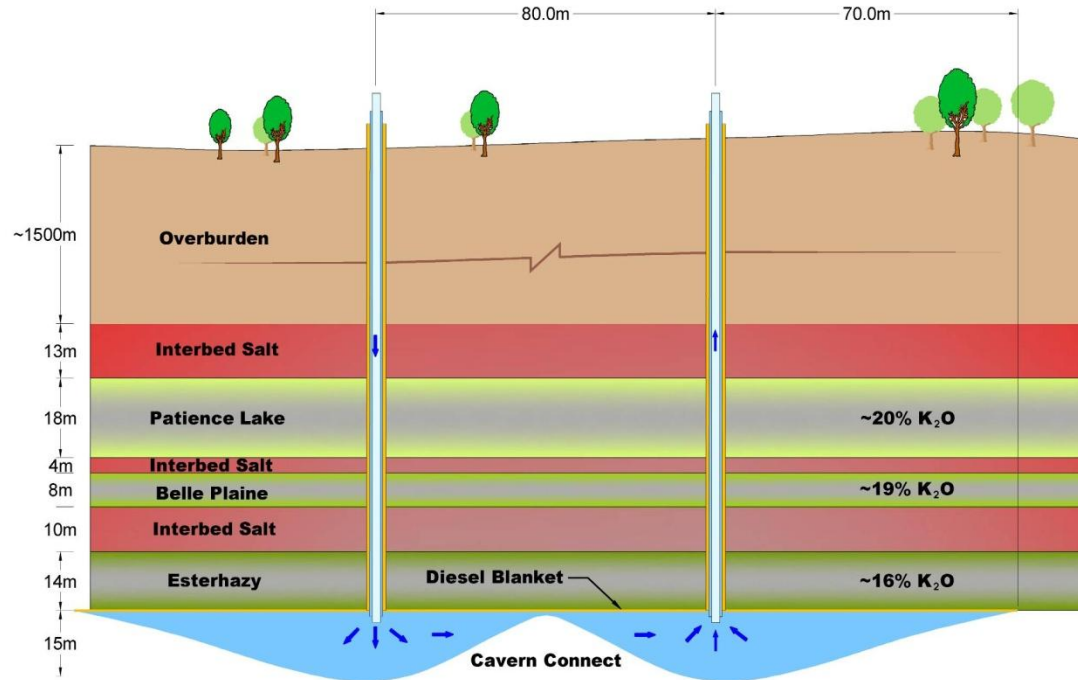
Sump Development



Solution mining is initiated by injecting ambient fresh water to dissolve a sump area at the NaCl salt at the base of the solution mining caverns. This sump allows cavern volume for insoluble material to settle within the cavern without affecting the solution mining process. Note that this step utilizes an oil or diesel blanket to control vertical cavern growth. This step typically requires 30 – 60 days to complete.

Sequence - 2

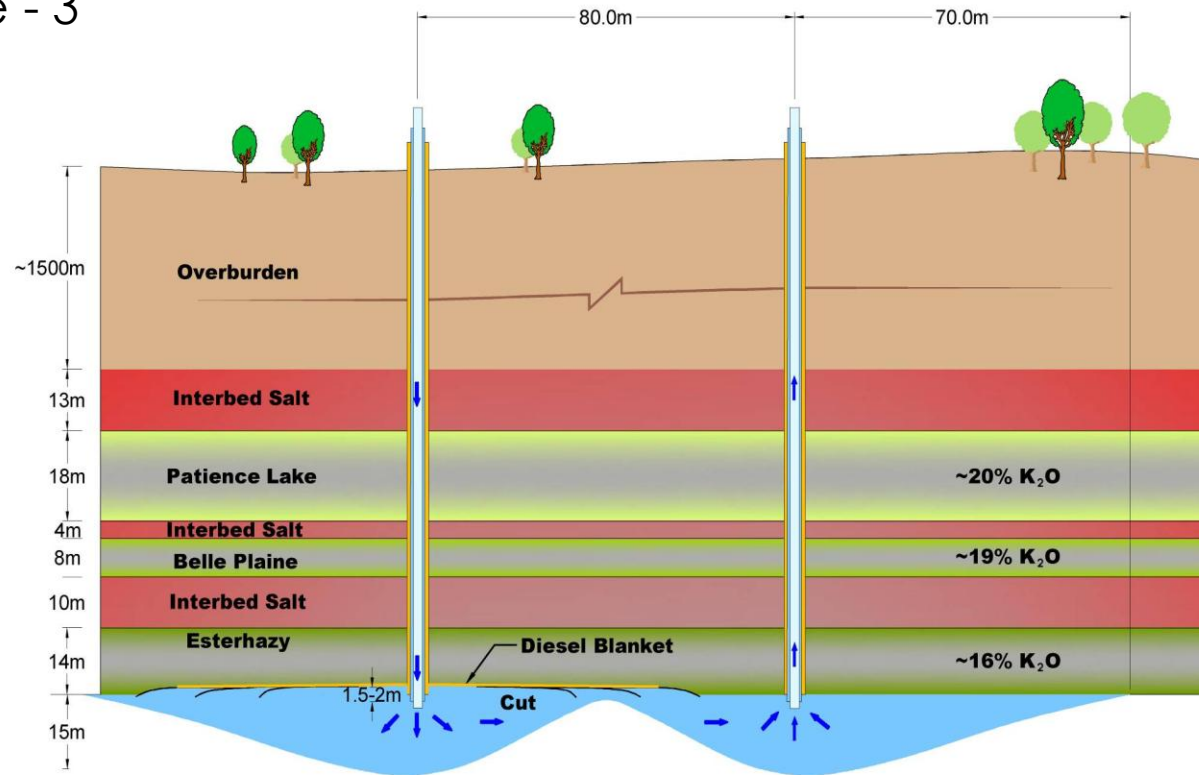
Cavern Connection and Roof Development



As the sump development is complete, fresh ambient water injection is continued and the individual caverns are solution mined using a special technique that will cause the caverns to connect or merge. Upon successful connection of the caverns, the combined cavern is solution mined in a manner that creates roof area for the subsequent solution mining. These combined steps take between 8 and 12 months to complete.

Primary Mining

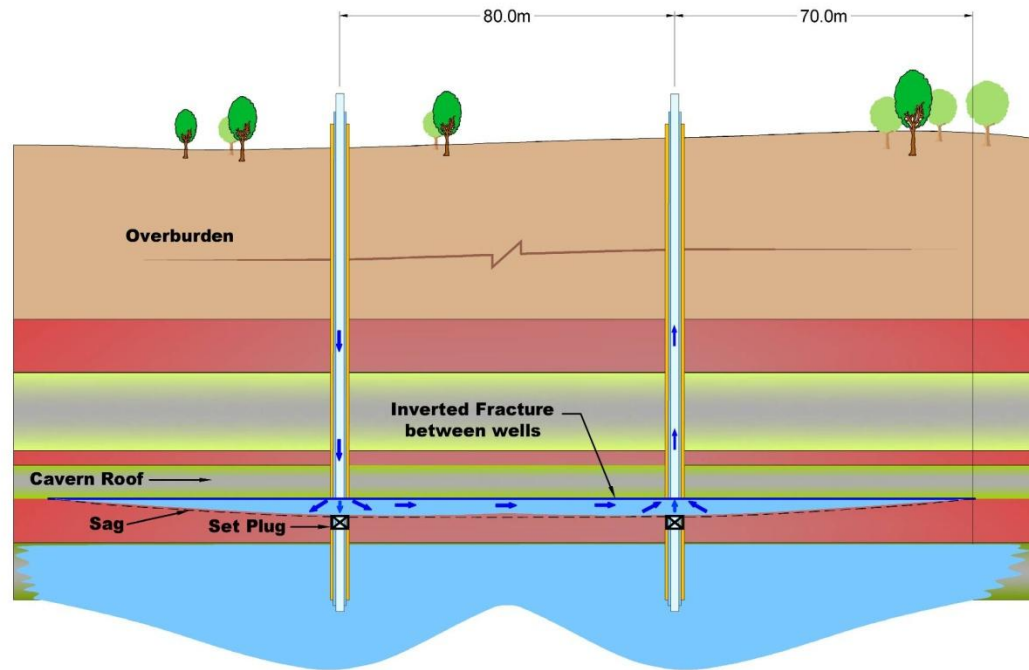
Sequence - 3



Upon completion of the cavern roof development, the primary mining of potash is initiated by creating a 1.5 – 2.0 meter casing cut or perforation into the potash mineralized zone. Heated fresh water is injected to dissolve both KCl (sylvite) and NaCl (halite) into solution. As the KCl and NaCl are dissolved into solution creating a void at the top of the cavern, the diesel or oil blanket flows upward into the cut area and flows outward laterally controlling the vertical growth of the cut as additional salt is dissolved. The primary mining stage can last for 5 – 8 years.

Sequence - 4

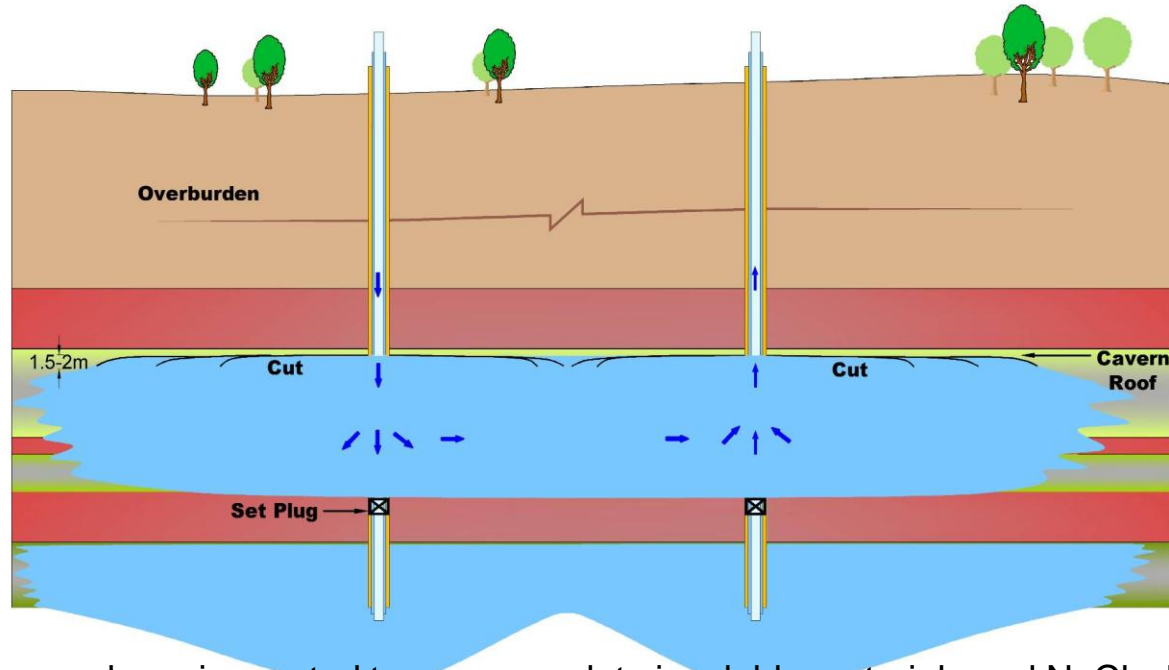
Inverted Fracture Technique



The inverted fracture technique allows the segregation of the inter bedded salt between the Belle Plaine and the Esterhazy potash zones from the solution mining process. It consists of setting a bridge plug in the casings of each well about a meter below the base of the Belle Plaine zone, cutting or perforating the casings at the base of the Belle Plaine zone and hydraulically fracturing along a clay seam between the two wells. This technique works effectively due to the slight sag of the inter bedded salt caused by the Esterhazy zone cavern and the presence of a thin clay seam at the base of the Belle Plaine zone.

Secondary Continuous Mining

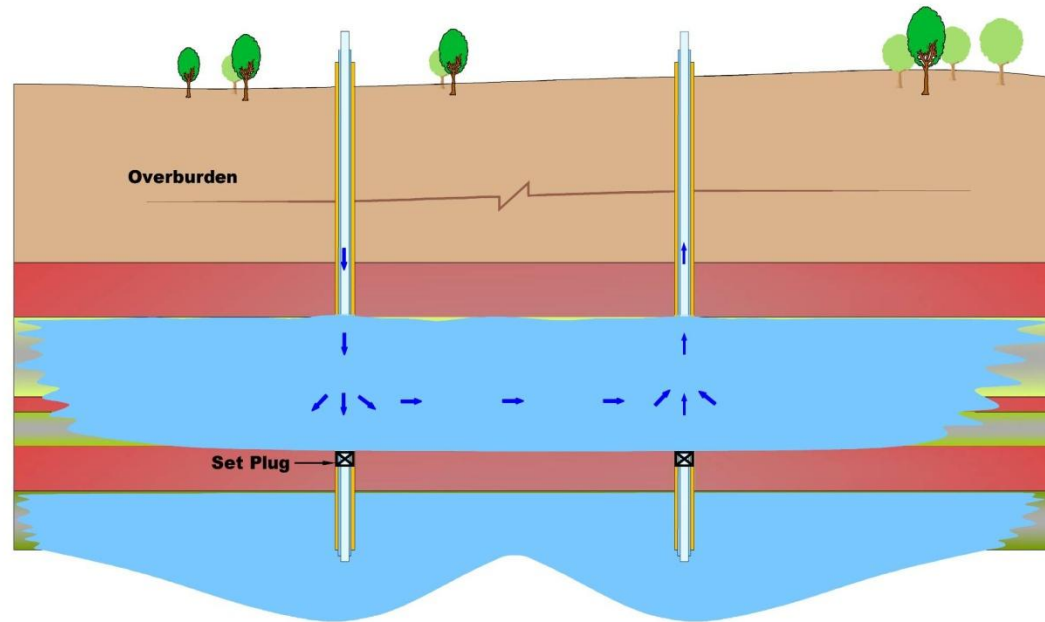
Sequence - 5



As adequate cavern volume is created to accommodate insoluble materials and NaCl which will precipitate as KCl is dissolved into a saturated NaCl brine solution, the cavern can be converted to continuous secondary (selective) mining. A heated saturated NaCl brine is injected instead of fresh water. Only the KCl is dissolved into solution and some NaCl precipitates from solution. The cavern production rate will decrease between 40 – 60% as this stage is initiated due to the slower dissolution rate of KCl into NaCl brine but the technique allows significant flexibility in secondary mining timing and cooling pond potash recovery. Secondary mining and cooling pond potash recovery require about 25% of the energy of primary mining.

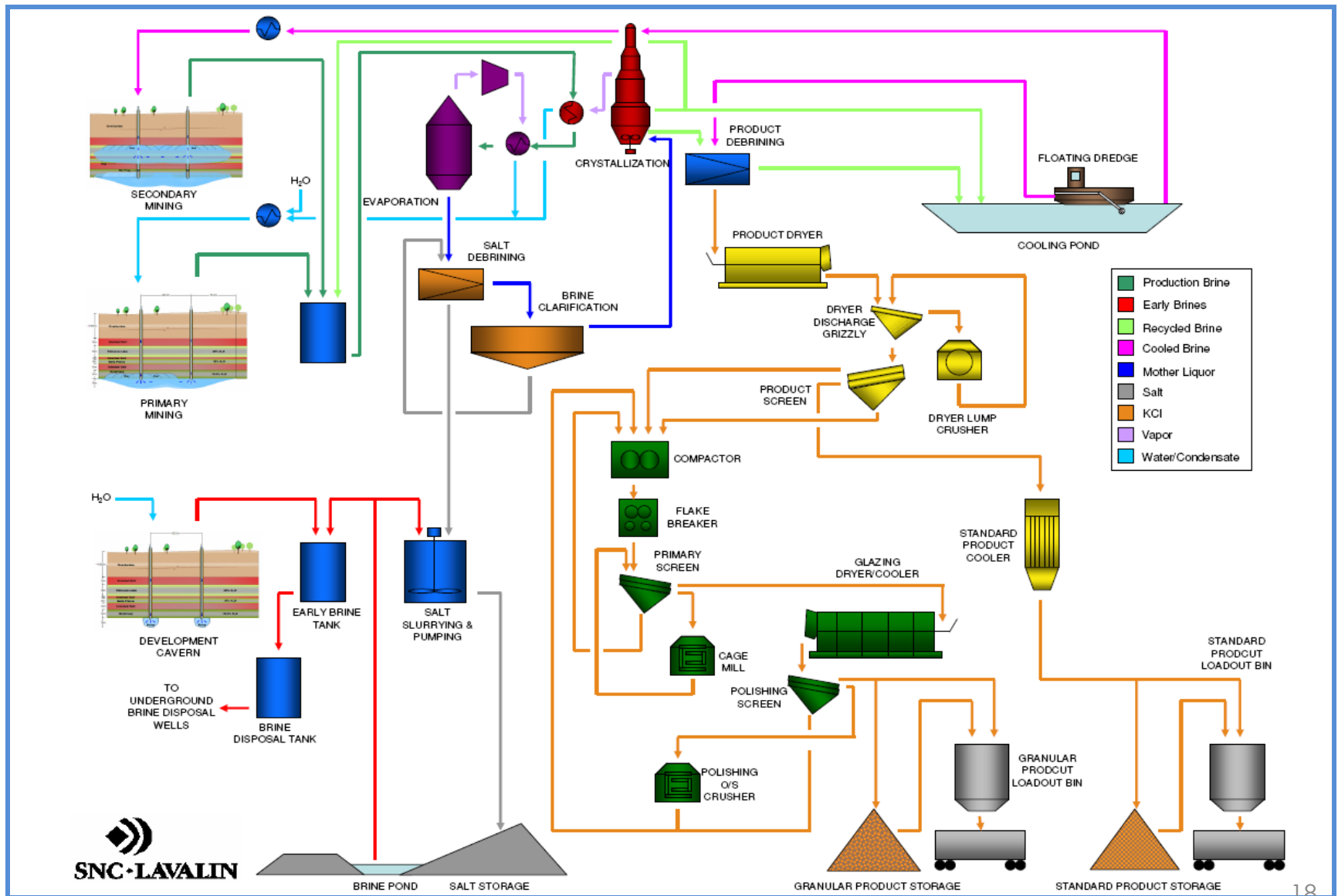
Secondary Batch Mining

Sequence - 6



As the potash mining progresses to the top of the Patience Lake potash zone and continuous cavern operation cannot be maintained, secondary batch mining can be initiated. The technique is the same as secondary continuous mining except flow into or out of the cavern is stopped and the fluid within the cavern is allowed adequate time so reach full saturation in KCl and then upon reaching KCl saturation, the fluid in the cavern is displaced and the process repeated. At the end of the cavern life, it can take over a year in time for the cavern brine to reach full saturation in KCl.

GENERAL PROCESS FLOWSHEET

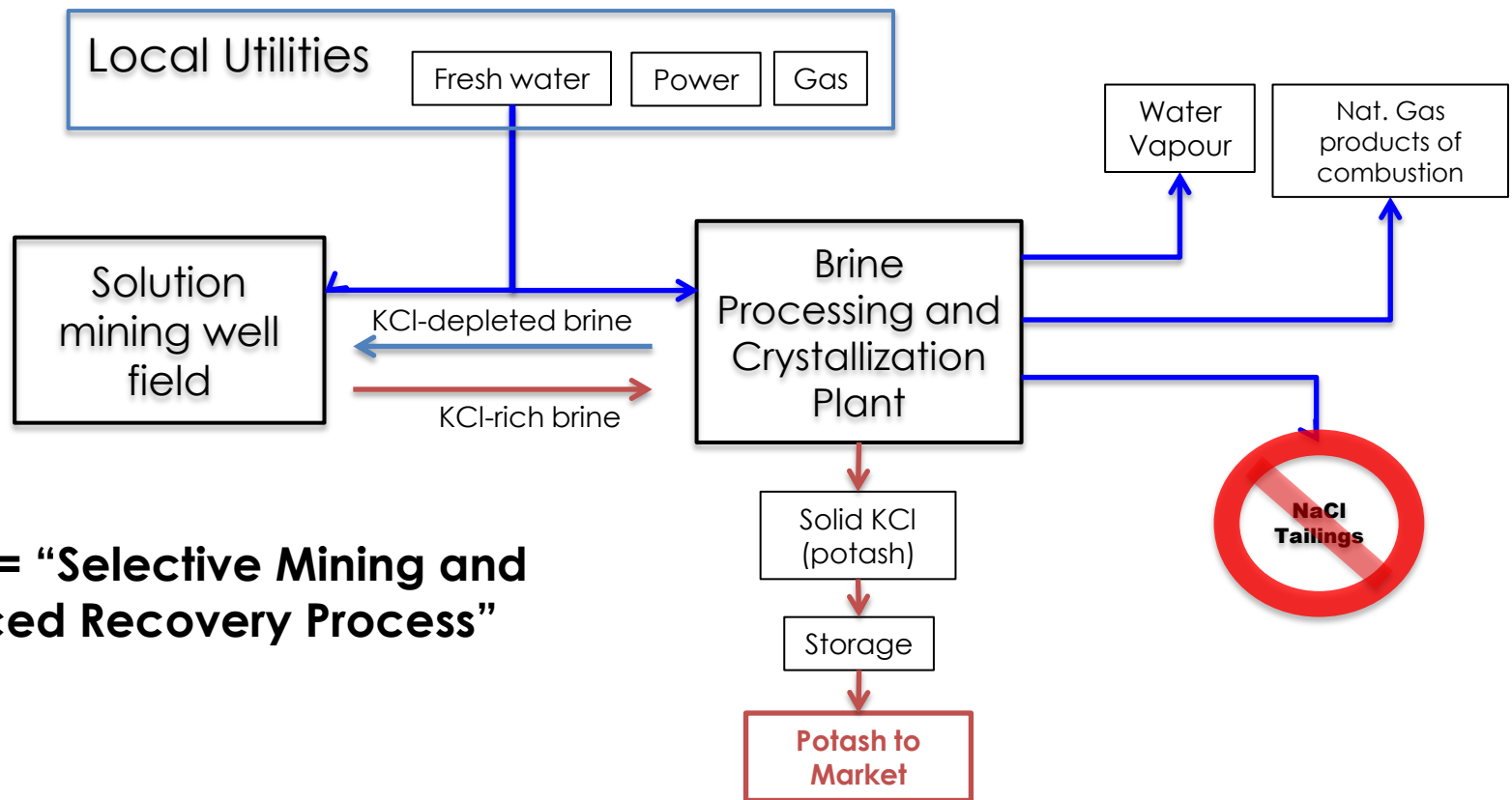


Solution Mining for the 21st Century – Selective Mining and Enhanced Recovery

Why Change?

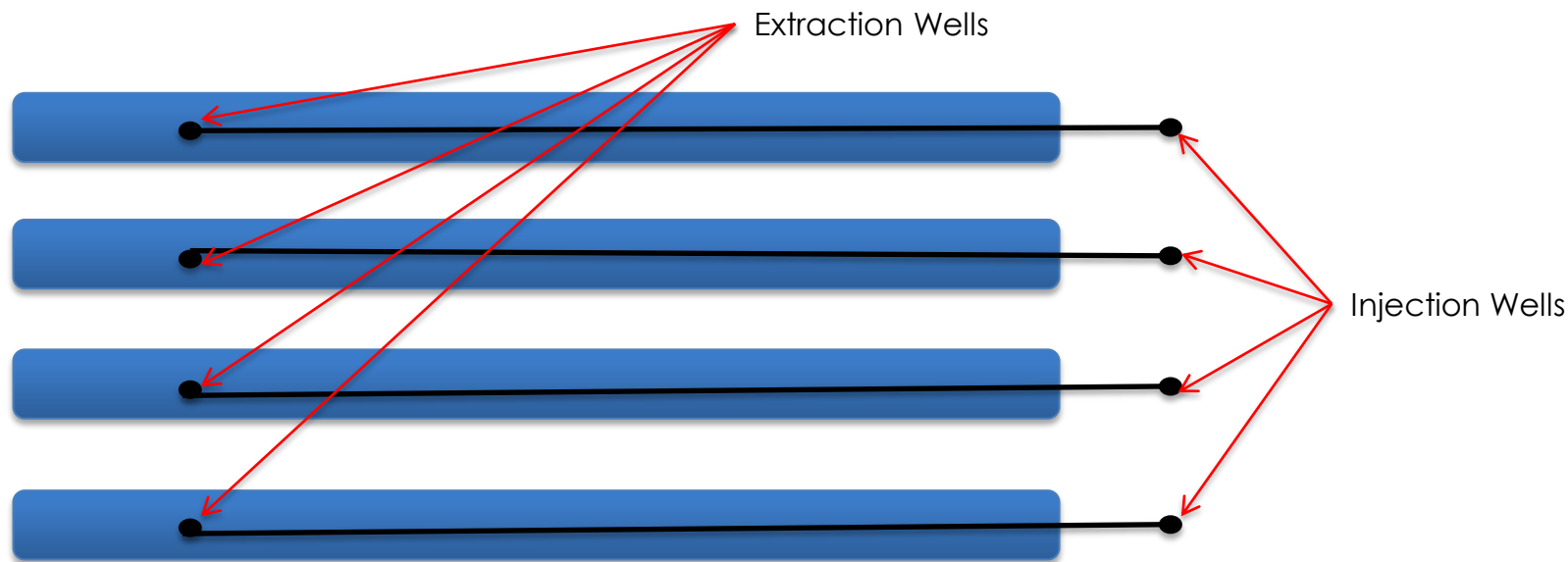
“Potash 2.0” developments must deal with the issues identified during the past 50+ years of operation in SK (and exacerbated by the recent potash “rush”)

Issue	Discussion
Significant salt tailings stored on surface for indefinite periods of time	Resolution of the problem for existing operations is difficult. Using mining methods that leave all or most of the salt underground provides advantages to new operations.
Large fresh water consumption	Existing mining methods consume very large volumes of fresh water, solution mining more so than conventional mining. Methods to increase re-circulation and prevent creation of excess brine will significantly reduce fresh water use.
Energy consumption, particularly for evaporation-crystallization solution mining operations is very large	Thermal processes consume large amounts of energy – new approaches driving for energy reduction result in not only reduced operating costs but lower carbon footprint as well.



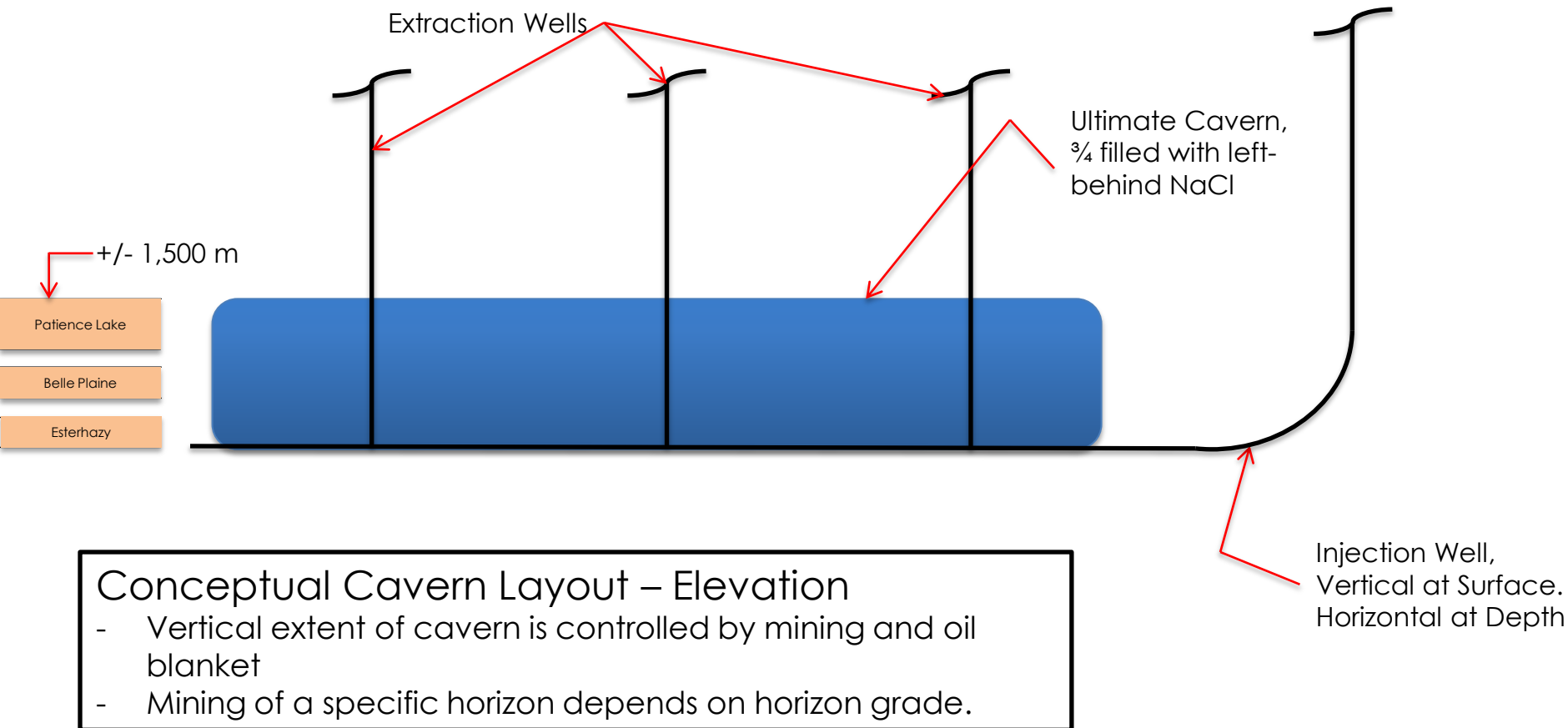
SMERP = “Selective Mining and Enhanced Recovery Process”

SMERP – Solution Mining

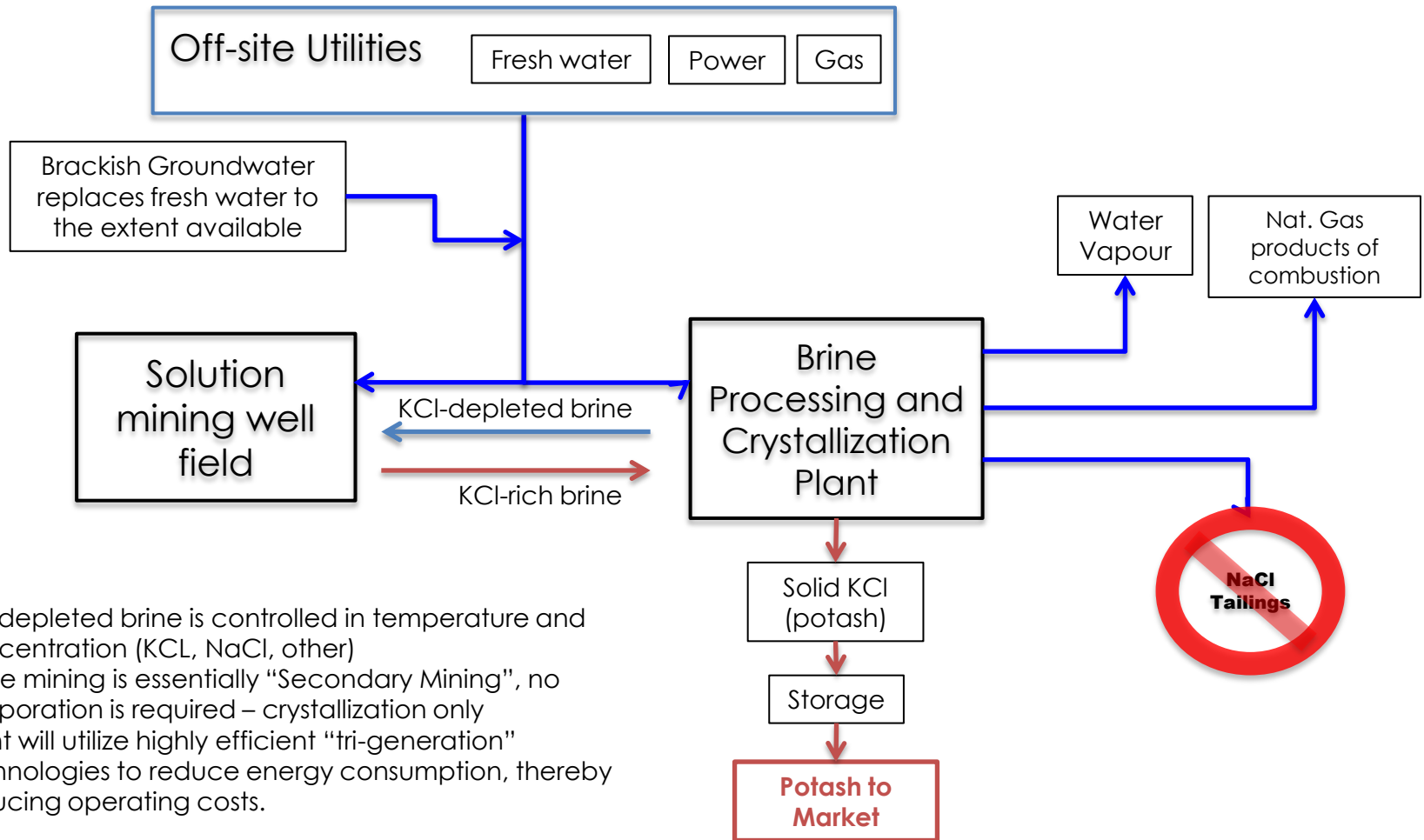


Conceptual Cavern Layout – Plan view.
Horizontal Caverns, mined Using horizontal drilling techniques
now perfected in Western Canada.

SMERP – Solution Mining

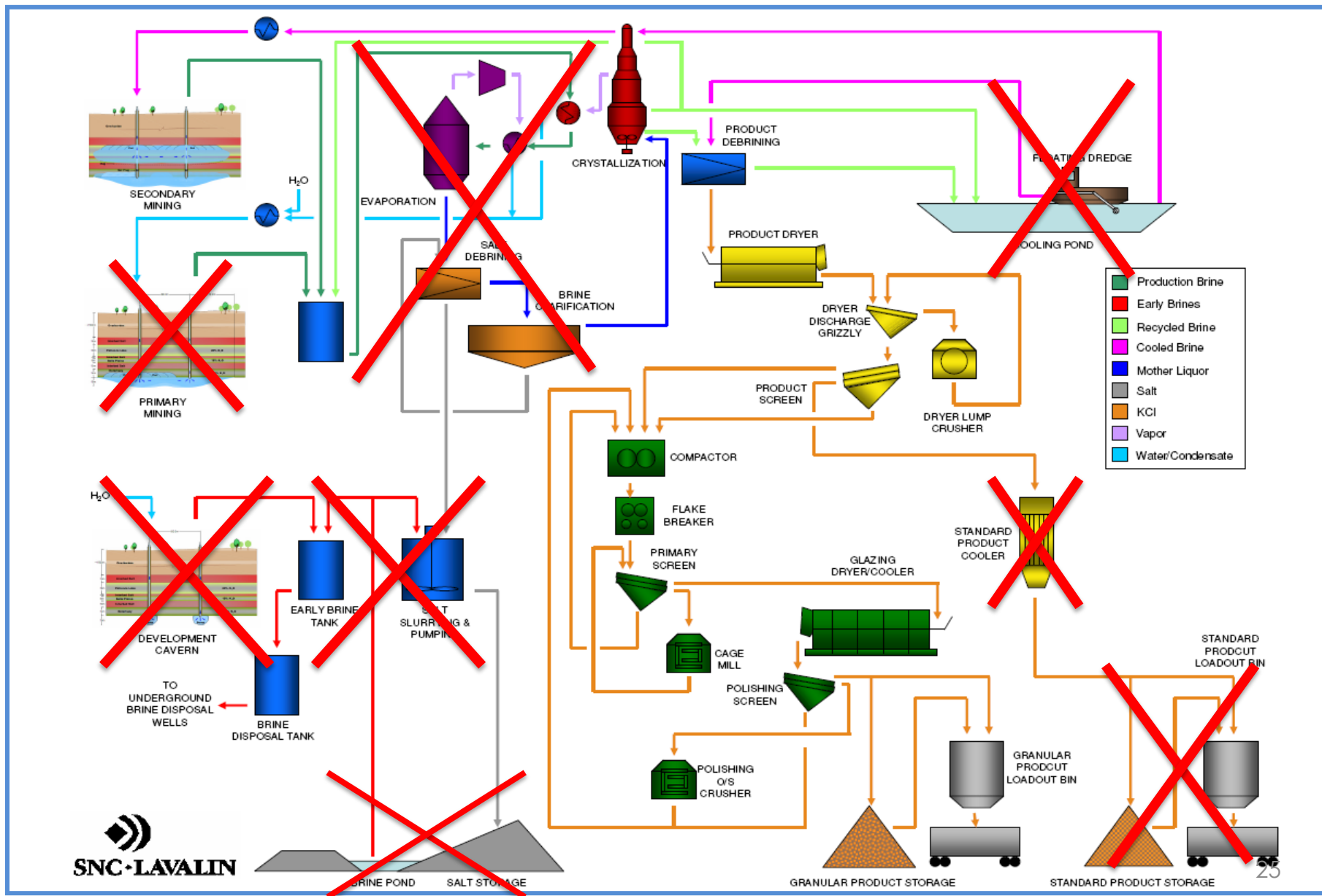


SMERP - Processing



- KCl depleted brine is controlled in temperature and concentration (KCL, NaCl, other)
- Since mining is essentially "Secondary Mining", no evaporation is required – crystallization only
- Plant will utilize highly efficient "tri-generation" technologies to reduce energy consumption, thereby reducing operating costs.

DIFFERENCES BETWEEN BELLE PLAINE PROCESSING AND SMERP



Mike Ferguson, P.Eng.

President & CEO

Gensource Potash Corp.

Suite 1100, 201 1st Ave. South
Saskatoon, Saskatchewan

mike@gensource.ca

306-974-6414

Rob Theoret, B.Comm., CIM

CFO

Gensource Potash Corp.

Suite 1100, 201 1st Ave. South
Saskatoon, Saskatchewan

rob@gensource.ca

306-974-6406